

My Label Style Instructions: Trousers

Follow the instructions below in order to incorporate the My Label style package in the My Label software:

Close all open applications.

An operating BERNINA My Label software installed on your Computer.

Administrator rights for your computer.

Install BERNINA My Label and Adobe Reader on your computer, if you have not already done so. You'll find Adobe Reader at the following link – download and install the program on your computer: <http://get.adobe.com/de/reader/otherversions/> . Adobe Reader is essential for reading the My Label sewing instructions.

Next, download the Trousers_ENG.pdz or Hose_GER.pdz file from the www.berninamylabel.com or the www.bernina.com/downloads Website.

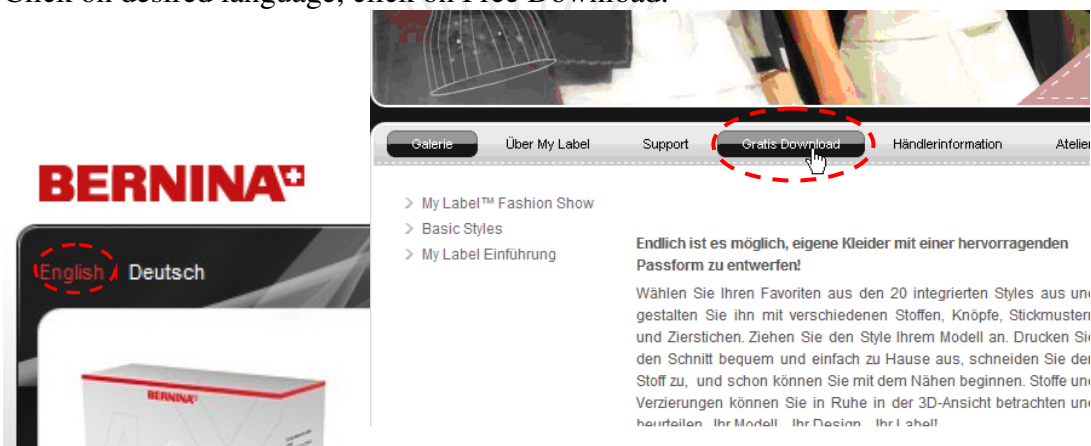
Important!

If the My Label software is installed in English, the English pdz file must be selected.

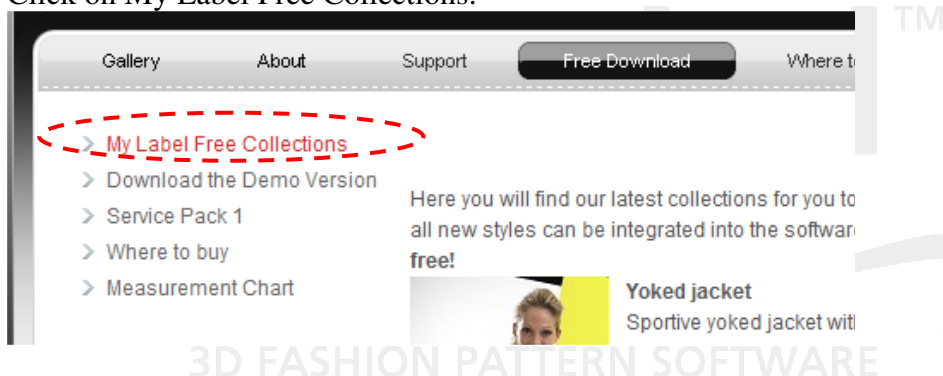
If the My Label software is installed in German, the German pdz file must be selected.

Step-by-step instructions:

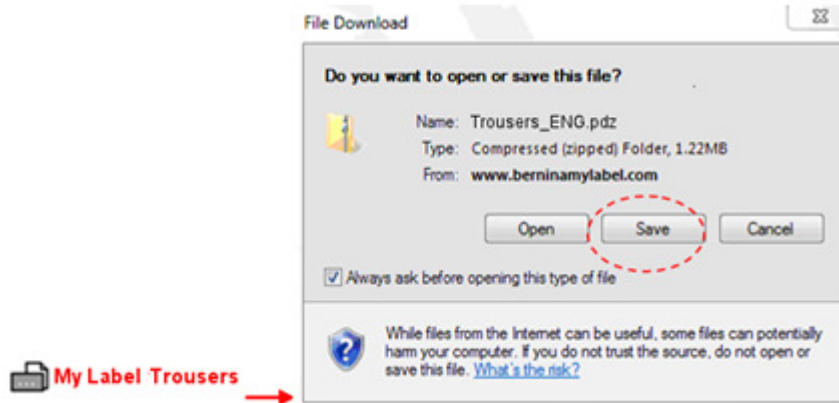
1. Insert your My Label data stick in the USB port and open My Label.
2. Open the www.berninamylabel.com Website.
3. Click on desired language, click on Free Download.



4. Click on My Label Free Collections.



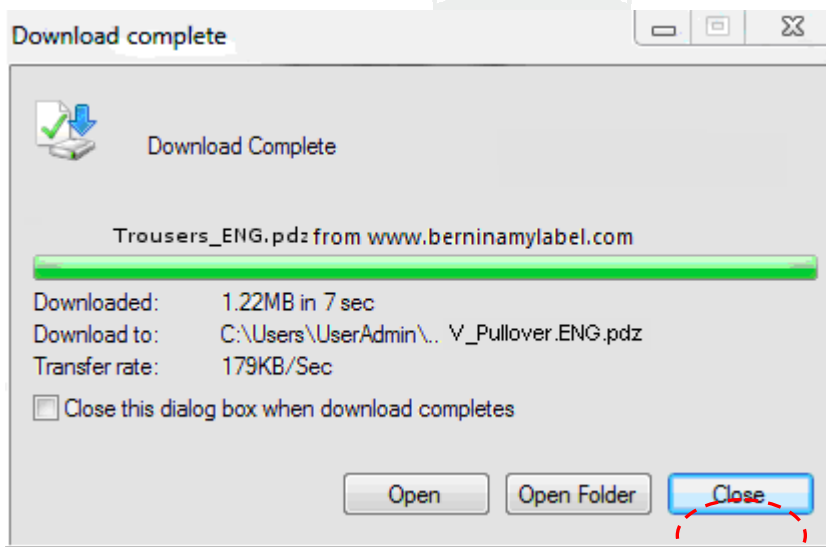
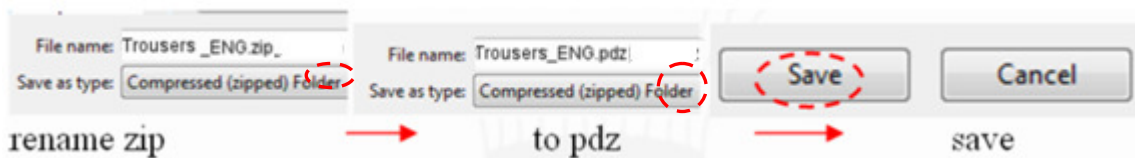
5. Left double-click on the desired file, save the file.



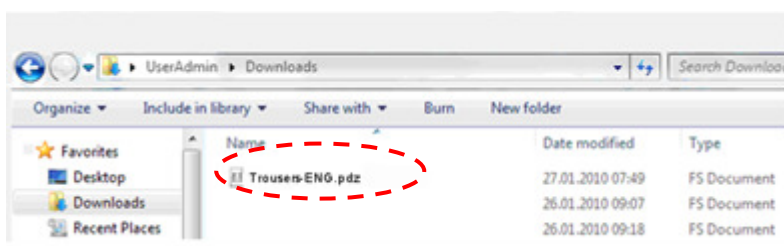
6. The place to save to is freely selectable in Explorer (Not recommended to save the file to the Desktop).

Important!

Display of correct file name (Trousers_ENG.pdz) may vary depending on the operating system used. The file may appear as 'Trousers_ENG' or 'Trousers_ENG.zip'. In either case, it is imperative to rename the file 'Trousers_ENG.pdz'



7. Select the saved .pdz file in Explorer.

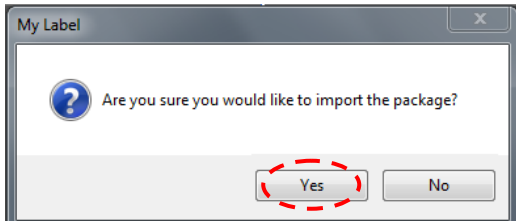


8. Close your Internet browser and all other open programs except for My Label program.

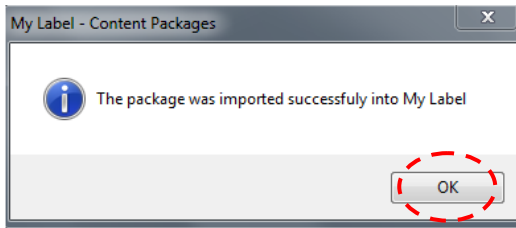
Double-click on the file.



Confirm with 'OK'.



Confirm with 'Yes'.



Confirm with 'OK'.

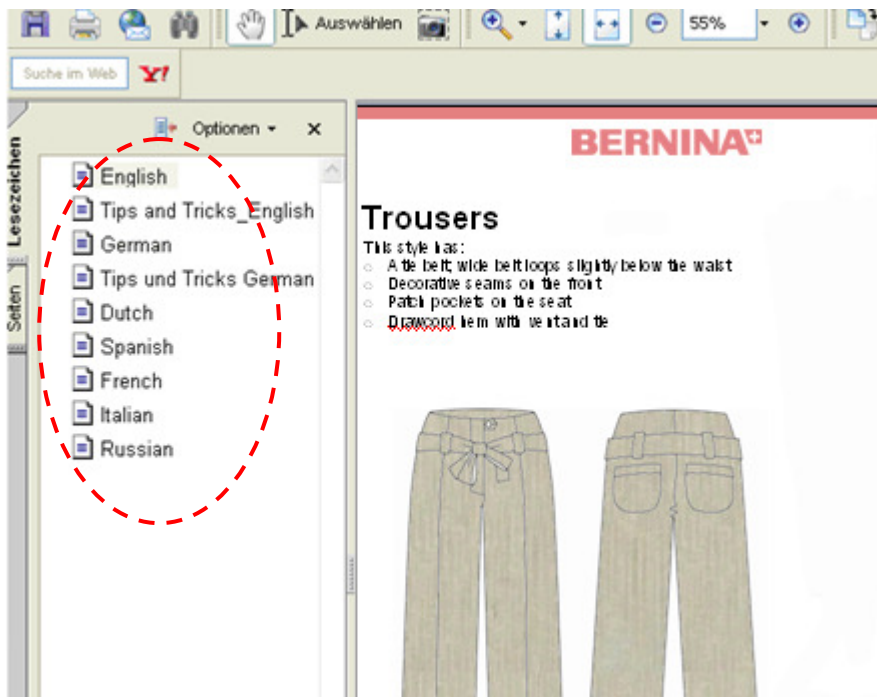
9. You'll find the Trousers in the My Label Program under the category 'Pants' in 'Styles'.



My LabelTM

3D FASHION PATTERN SOFTWARE

The following languages are available in the 'Instructions' index:
English, German, Dutch, French, Spanish, Italian, and Russian.
Tips and Tricks are available in both German and English.



My LabelTM



3D FASHION PATTERN SOFTWARE